

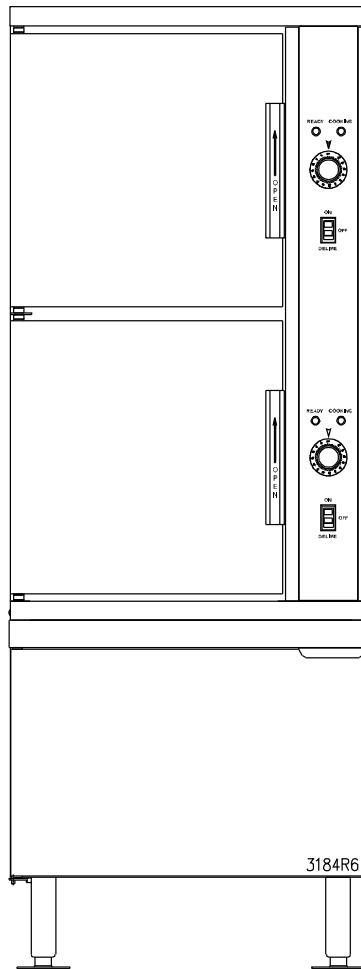


IMPORTANT FOR FUTURE REFERENCE
Please complete this information and retain this manual for the life of the equipment:

Model #: _____
Serial #: _____
Date Purchased: _____

PARTS LIST


9`YWfJWHk c`7 ca dUfha Ybh7 cbj YWjcb`GHYUa Yf`cb`7 UV]bYh6 UgY
GL!' (97`GL!) 97



WARNING

Improper installation, adjustment, alteration, service or maintenance can cause property damage, injury or death. Read the installation, operating and maintenance instructions thoroughly before installing or servicing this equipment.

CROWN FOOD SERVICE EQUIPMENT

 A Middleby Company

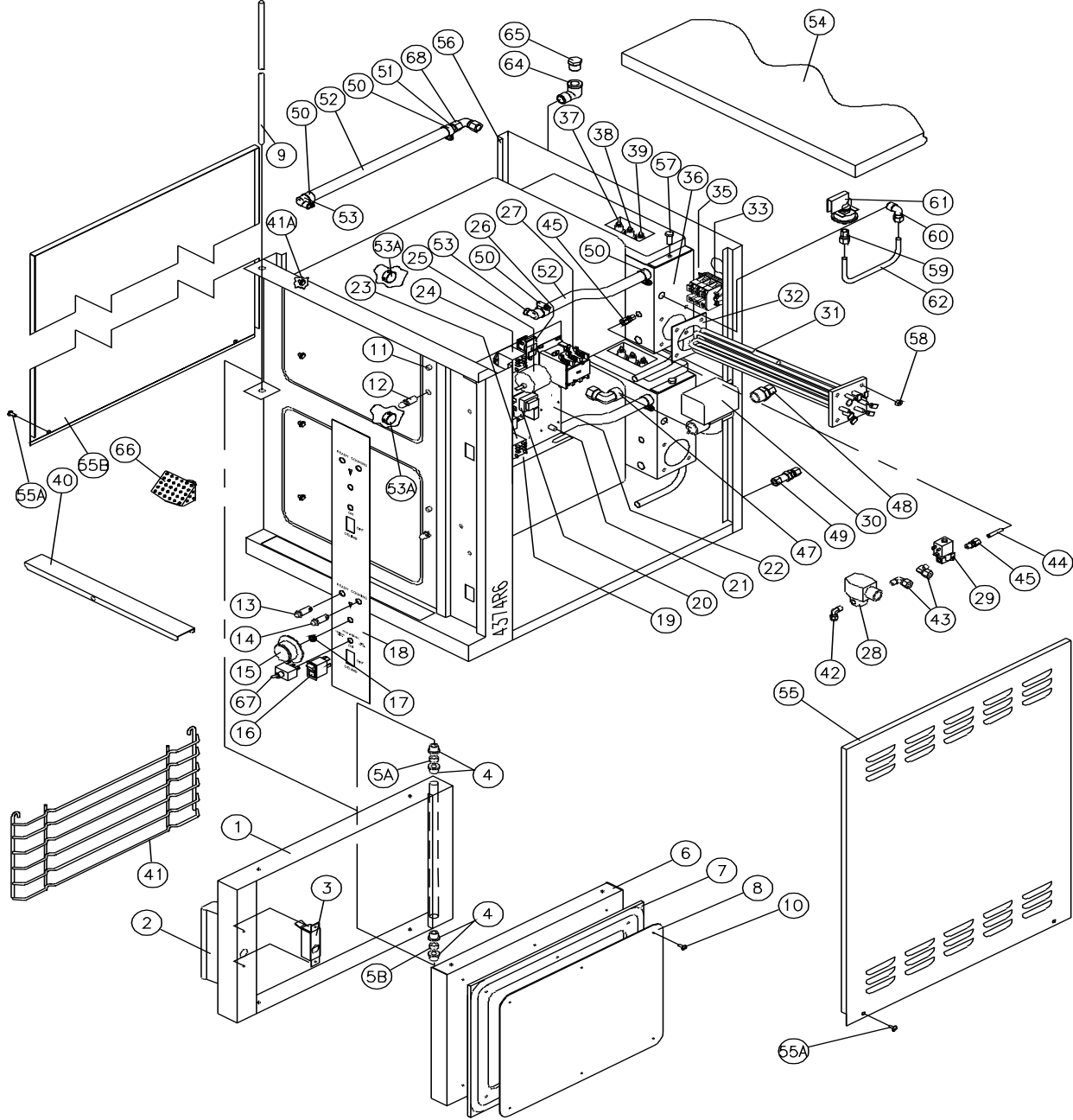
70 Oakdale Road, Downsview (Toronto) Ontario, Canada, M3N 1V9
Telephone: 919-762-1000 www.crownsteamgroup.com

Printed in Canada



PARTS LIST, ELECTRIC CONVECTION STEAMER,
 MODELS: SX-34EC, SX-55EC

FIGURE 1



PARTS LIST, ELECTRIC CONVECTION STEAMER,
MODELS: SX-34EC, SX-55EC

FIGURE 1

<u>ITEM</u>	<u>PART NO.</u>	<u>DESCRIPTION</u>	<u>SX-34</u>	<u>SX-55</u>
*	1A. 8-5076-9	Door Assembly (Upper)	1	
	8-5076-7	Door Assembly (Lower)	1	
	8-5076-8	Door Assembly		2
	1. 8-5060-9	Door Frame (Upper)	1	
	8-5060-7	Door Frame (Lower)	1	
	8-5060-8	Door Frame		2
	2. 3903-2	Door Handle Assembly	2	2
*	3646-1	Door Handle Decal	2	2
*	4090-2	Door Handle	2	2
*	4089-2	Door Handle Plate	2	2
*	M68S-1420-134	Socket Screw, 1/4- 20 x 1-3/4	2	2
*	M68S-1420-34	Socket Screw, 1/4 - 20 x 3/4	1	1
*	4088-1	Spacer	2	2
*	2-W0S2	Lock Washer, 1/4	2	2
*	HN05N-1420	Hex Nut, 1/4 - 20	2	2
	3. 8-5068-9	Latch Assembly	2	2
	4. 8-5078	Door Bushing	8	8
	5A. 5716-1	Spacer - Upper	2	2
	5B. 5717-1	Spacer - Lower	2	2
	6. 8-5065-9	Door Panel (Top)	1	
	8-5065-7	Door Panel (Lower)	1	
	8-5065-8	Door Panel		2
	7. 8-5063-9	Door Gasket (Top)	1	

PARTS LIST, ELECTRIC CONVECTION STEAMER,
MODELS: SX-34EC, SX-55EC

<u>ITEM</u>	<u>PART NO.</u>	<u>DESCRIPTION</u>	<u>SX-34</u>	<u>SX-55</u>
	8-5063-7	Door Gasket (Lower)	1	
	8-5063-8	Door Gasket		2
8.	8-5064-9	Gasket Plate (Top)	1	
	8-5064-7	Gasket Plate (Lower)	1	
	8-5064-8	Gasket Plate		2
9.	3977-1	Hinge Rod	1	
	3977-2	Hinge Rod		1
*	9-3367	Stainless Steel Washer	1	1
10.	9423-1	Gasket Panel Screws	14	16
11.	9-3336	Actuator c/w Retaining Ring	2	2
*	9-3213	Door Switch	2	2
12.	8-5021	Striker	2	2
*	8-5022	Stainless Steel Washer	2	2
*	S05N-12	Lock Washer	2	2
*	HN05N-1220	Hex Nut, 1/2-20 UNF	2	2
13.	4-PL04-1	Pilot Light - Green	2	2
14.	4-PL07-1	Pilot Light - Red	2	2
**	15. 4103-1	Dial (60 Minutes, 50 Hz)	2	2
	4104-1	Dial (60 Minutes)	2	2
	4105-1	Dial (120 Minutes)	2	2
16.	9124-1	Power Switch	2	2
17.	9109-1	Rotary Shaft Seal	2	2
**	18. 7345-1	Control Decal	1	
	7346-1	Control Decal		1

PARTS LIST, ELECTRIC CONVECTION STEAMER,
MODELS: SX-34EC, SX-55EC

<u>ITEM</u>	<u>PART NO.</u>	<u>DESCRIPTION</u>	<u>SX-34</u>	<u>SX-55</u>
	7822-1	Control Decal with Continuous Steam Option	1	
	7823-1	Control Decal with Continuous Steam Option		1
	19. 2958-1	Component Mounting Board	2	2
**	20. 4038-3	Level Control, 10K OHM	2	2
	5230-2	Level Control, 1M OHM	4	4
	21. 9126-1	Operating Thermostat	2	2
	22. 9128-1	Safety Thermostat	2	2
	23. 9332-2	Relay, DPDT, 240V, (Single Pole in Use)	2	2
	24. 9332-2	Relay, DPDT, 240V	2	2
**	25. 4-T209-1	Timer (60 Minutes)	2	2
	9386-2	Timer (120 Minutes)	2	2
	26. 4742-1	Buzzer, 240V	2	2
**	27. 4-CG42-1	Contactor (208, 220, 240V)	2	2
	9348-208	Contactor (380, 415, 480, 600V)	2	2
	28. 3-S162-1	Cooling Solenoid, 240V	2	2
	29. 5162-2	Fill Solenoid, 240V	2	2
	30. 3-S543-1	Drain Solenoid, 240V	2	2
**	31. 8-5208	Element Assy., 7.5 kW, 208V, (Top)	1	
	8-5220	Element Assy., 7.5 kW, 220V, (Top)	1	
	8-5240	Element Assy., 7.5 kW, 240V, (Top)	1	
	8-5287	Element Assy., 7.5 kW, 480V, (Top)	1	
	8-5347	Element Assy., 7.5 kW, 600V, (Top)	1	

PARTS LIST, ELECTRIC CONVECTION STEAMER,
MODELS: SX-34EC, SX-55EC

<u>ITEM</u>	<u>PART NO.</u>	<u>DESCRIPTION</u>	<u>SX-34</u>	<u>SX-55</u>
	8-5050	Element Assy., 10 kW, 208V, (Lower)	1	
	8-5056	Element Assy., 10 kW, 220V, (Lower)	1	
	8-5051	Element Assy., 10 kW, 240V, (Lower)	1	
**	31. 8-5052	Element Assy., 10 kW, 480V, (Lower)	1	
	8-5347-1	Element Assy., 10 kW, 600V, (Lower)	1	
	2349-1208	Element Assy., 12 kW, 208V		2
	2349-1220	Element Assy., 12 kW, 220V		2
	2349-1240	Element Assembly, 12 kW, 240V		2
	2349-1277	Element Assembly, 12 kW, 480V (277)		2
	2349-1247	Element Assembly, 12 kW, 600V (347)		2
	8-5053	Element Assembly, 15 kW, 208V		2
	8-5054	Element Assembly, 15 kW, 220/380V		2
	8-5055	Element Assembly, 15 kW, 240/415V		2
	8-5057	Element Assembly, 15 kW, 480V (277)		2
	8-5347-2	Element Assembly, 15kW, 600V (347)		2
	32. 8-5092	Element Gasket	2	2
**	33. 6161-3	Modular Terminal Assembly, 3 Pole (208, 240, 380, 415, 480, 600V) Includes the following parts:	1	1
	9374-1	Modular Terminal, Grey	3	3
	9375-1	End Plate	1	1
	9369-1	End Clamp	2	2
	9368-079	Mounting Rail	1	1
	33. 6161-4N	Modular Terminal Assy, 3 Pole with Neutral, 220/380, 240/415. Includes the following parts:	1	1

PARTS LIST, ELECTRIC CONVECTION STEAMER,
MODELS: SX-34EC, SX-55EC

<u>ITEM</u>	<u>PART NO.</u>	<u>DESCRIPTION</u>	<u>SX-34</u>	<u>SX-55</u>
	9374-1	Modular Terminal, Grey	3	3
	9374-2	Modular Terminal, Blue	1	1
	9375-1	End Plate	1	1
	9369-1	End Clamp	2	2
	9368-098	Mounting Rail	1	1
*	34. 6371-1	Cabinet Assembly	1	1
	7230-1	Cabinet Door	1	1
	5-MC02	Magnetic Catch	1	1
	6554-1	Pan Guide, Right Hand	1	1
	6554-2	Pan Guide, Left Hand	1	1
	35. 4-70EU	Ground Lug	1	1
	36. 6947-1	Generator Tank	2	2
*	2906-1	Tank Cover	2	2
*	9-3214	Tank Gasket	2	2
	37. 3738-3	Probe 5" (Low Level Cut Off)	2	2
	38. 3738-2	Probe 4.25" (Low Level)	2	2
	39. 4-LLP2	Probe 3.688" (High Level)	2	2
	40. 8-5023	Perforated Trough	1	1
	41. 2681-1	Pan Rack (Upper)	2	
	2681-2	Pan Rack (Lower)	2	
	2681-3	Pan Rack		4
*	4721-1	Rack Pin Assembly	12	12
	42. 3-694A	Elbow, 1/4C x 1/8 MPT	2	2
	43. 3-696A	Elbow, 3/8C x 1/8 MPT	4	4

PARTS LIST, ELECTRIC CONVECTION STEAMER,
MODELS: SX-34EC, SX-55EC

<u>ITEM</u>	<u>PART NO.</u>	<u>DESCRIPTION</u>	<u>SX-34</u>	<u>SX-55</u>	
	44.	9705-51-013	Tube, S.S.	2	2
	45.	3-684A	Connector, 1/4C x 1/8 MPT	4	4
* **	46.	4-T255	Transformer, 480 - 240V, 60 Hz, 100 VA	2	2
		4-T251	Transformer, 380/415 - 240V, 50/60 Hz, 100 VA	2	2
		4-T260	Transformer, 600 - 240V, 60 Hz, 100 VA	2	2
	47.	3-698E	Elbow, 1/2C x 3/4 MPT	2	2
	48.	3-688E	Connector, 1/2C x 3/4 MPT	2	2
	49.	3-776	Water Connection, 3/8C	2	2
	50.	9017-2	Hose Clamp	8	8
	51.	9705-19-020	S. S. Tube, 1/2 x 2	2	2
**	52.	9268-100	Right Hand Steam Hose	2	2
		9268-100	Left Hand Steam Hose	2	2
	53.	3-1398B	Hose Barb Elbow, 1/2 - 1/4 MPT	4	4
	53A.	5655-2	Steam Diverter, Replacement Kit	4	4
	54.	2279-1	Top Panel	1	1
**	55.	6419-1	Right Hand Side Panel	1	
		6420-1	Right Hand Side Panel		1
	55A.	M33S-1032-12	Truss HD Screw, 10-32, UNF x 1/2"	4	4
**	55B.	2280-5	Left Hand Side Panel	1	
		2280-6	Left Hand Side Panel		1
**	56.	8129-1	Back Panel	1	
		8127-1	Back Panel		1
*		9084-1	Nut Cage, 1/4-20	2	2
	57.	M50S-51618-1	Hex Bolt, 5/16-18 x 1	4	4

PARTS LIST, ELECTRIC CONVECTION STEAMER,
MODELS: SX-34EC, SX-55EC

<u>ITEM</u>	<u>PART NO.</u>	<u>DESCRIPTION</u>	<u>SX-34</u>	<u>SX-55</u>	
58.	HN05N-1420	Hex Nut, 1/4 - 20	8	8	
59.	3-666A	Connector, 3/8C x 1/8 FPT	2	2	
60.	3-696C	Elbow, 3/8C x 3/8 MPT	2	2	
61.	5445-1	Pressure Switch, 5 PSI	2	2	
62.	5494-1	Copper Tube, 3/8"	2	2	
*	63.	6349-1	Wiring Harness, Control Circuit	2	2
		6349-4	Wiring Harness, Load Circuit	2	2
64.	3-116D	Forged Steel Elbow, Brass, 1/2 NPT	2	2	
65.	3-121D	Hex HD Plug, Brass, 1/2 NPT	2	2	
66.	5224-1	Compartment Strainer	2	2	
67.	9096-1	Switch, Optional	2	2	
68.	3-658	90° Elbow, 1/2 C	2	2	
* **	69.	9092-2	Fuse 2A, 250V (208, 220, 240V)	4	4
		9001-2	Fuse, 600V, 1/2 A, (380 - 600V)	4	4
		9092-2	Fuse 2A, 250V (380/220, 415/240V)	2	2
* **	70.	9068-1	Fuse Holder (208, 220, 240V)	4	4
		9002-1	Fuse Holder (380-600V)	4	4
		9068-1	Fuse Holder (380/220, 415/240)	2	2

* NOT SHOWN.

** SELECT AS REQUIRED.