






MULTI-CHEF™ Revolution



*Reversible burner stand is included with each Multi-Chef unit purchase

- › Use Rosseto surfaces to connect Multi-Chef™ units together
- › Fits full-size chafer water & food pans
- › Reversible, 2-height burner stand
- › Open side access for easy fuel changes
- › Stackable, heavy duty 14-gauge frame
- › Optional ice tub insert for cooling

- A** 6 pc. Black Multi-Chef™ | Item # SK032
21.6X13.6X10 H, Full-Size SS track grill, 3-hole, 2 height burner stand, 3 fuel holders and frame
- B** 6 pc. Stainless Steel Multi-Chef™ | Item #SK031
21.6X13.6X10 H, Full-Size SS track grill, 3-hole, 2 height burner stand, 3 fuel holders and frame
- C** 5 pc. Stainless Steel Multi-Chef™ | Item #SM191
21.6X13.6X10 H, 3-hole, 2 height burner stand, 3 fuel holders and frame
- D** 5 pc. Black Multi-Chef™ | Item # SM195
21.6X13.6X10 H, 3-hole, 2 height burner stand, 3 fuel holders and frame
- E** 3 pc. Stainless Steel Fuel Holders
Item # SM194
- F** XL Rectangle Track Grill | Item # SM193
Stainless Steel, 24"LX12"WX1"H
- G** Ice Tub Insert | Item # ICBR19C
Clear Acrylic, 21.5"LX13.5"WX4.75"H

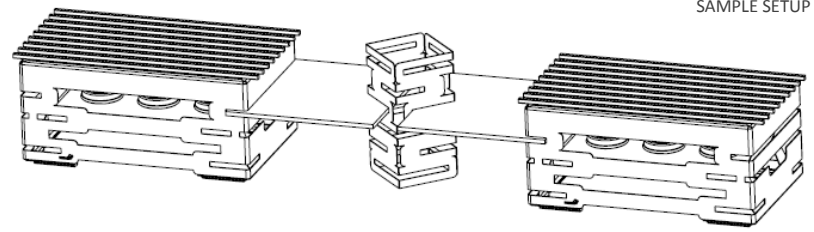
Contact your dealer today to place your order.
If you have any questions email us at info@rosseto.com or call 847-763-1214
Rosseto Serving Solutions | 3600 W. Pratt Ave, Lincolnwood, IL 60712 USA | Rosseto.com

JOIN THE REVOLUTION

MULTI-CHEF WARMER

Level up your buffet setup with the chic, multi-functional Multi-Chef Warmer! Start thinking of the many stunning ways you can flaunt your food.

Congratulations! You have just set the new bar for high end buffet service!



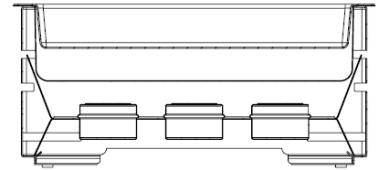
PARTS:

Your Multi-Chef Warmer includes the following parts:

1. 3 piece-set Standard Fuel Burner Holders
2. 1 Convertible Inner Frame
3. 1 Multi-Chef Warmer

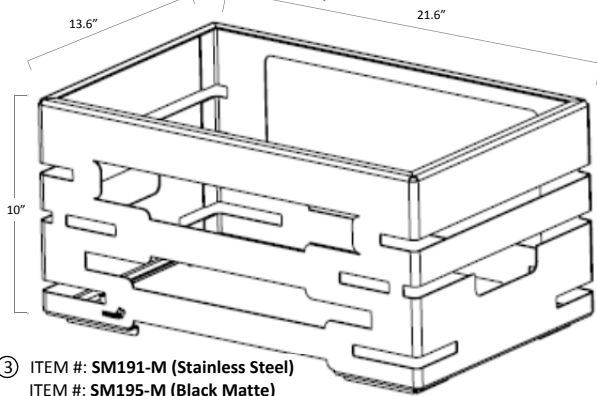
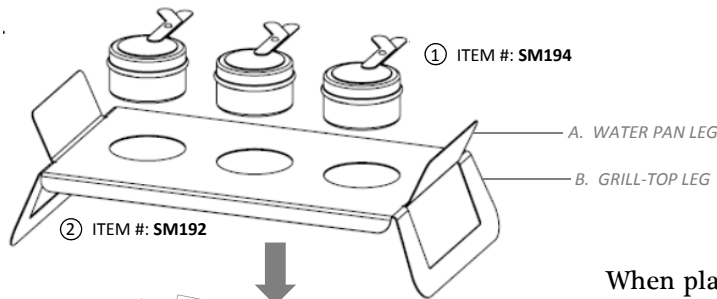
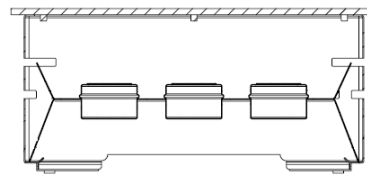
ASSEMBLY & FEATURES:

- A. To fit a standard chafing dish water pan, insert the inner frame into the warmer short leg-side down.



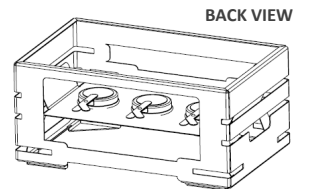
CROSS-SECTION VIEWS: INSIDE OF FRAME

- B. To use as a grill-top warmer, insert the inner frame with the longer legs first.

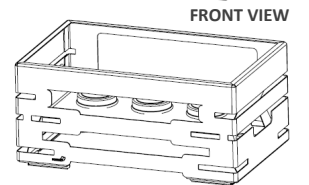


When placing the convertible frame inside the warmer, make sure that you set both legs on the metal frame. If placed correctly, you will be able to lift the Multi-Chef without the inner frame falling through or moving.

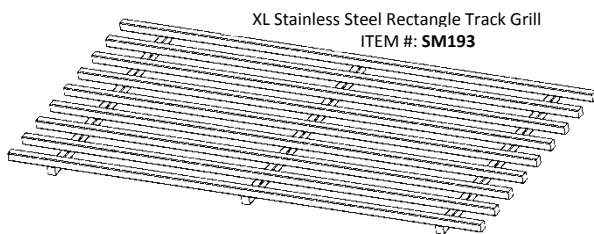
The back part of your Multi-Chef Warmer has a large window designed specifically for your **easy placement** of the fuel burner holders.



The front part has smaller windows that allows for your **easy adjustment** of the fuel burner holders.



OPTIONAL ACCESSORY:



This item was designed for **easy storage**! Save storage space by stacking your Multi-Chef Warmers one on top of the other.

Maximize the use of your Multi-Chef Warmer by setting up multi-level stations. Connect them with our Multi-Level Risers and any Rosseto glass, acrylic, or wood surface!

NEED ASSISTANCE?

Please contact our customer support at (847)763-1215 and we'll be happy to assist with any assembly questions, comments or concerns.

ROSSETO® 3600 W. Pratt Avenue. Lincolnwood, IL 60712
Visit our website at: www.rosseto.com